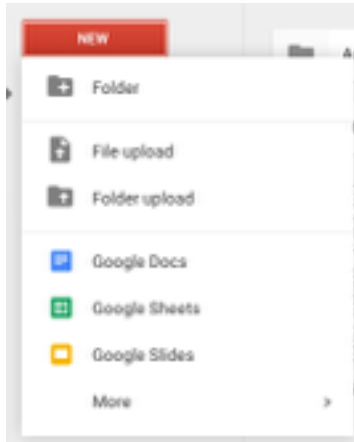


Voice Typing in Google

Create a new Google Doc:



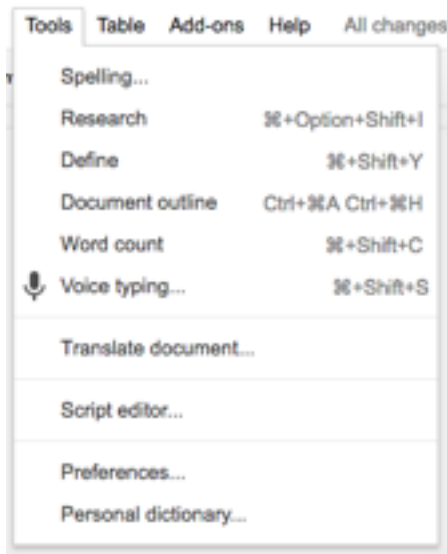
 Google Docs

Or open a Google Doc saved in your Google Drive.

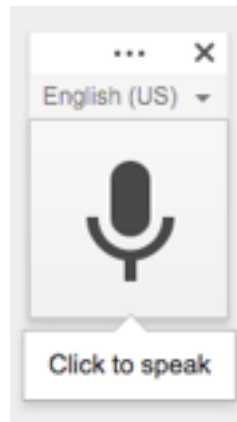


Under Tools, select Voice Typing...


File Edit View Insert Format Tools Table Add-ons Help



You will get an image on the left side of the screen.



That will look like this when active.



Once it is active, you can start using your voice to type.

Click on the red icon to stop Voice Typing in Google.